



Project Details

PROJECT	
DATE	
TYPE	
PREPARER	



The NB-VP Vapor Light can easily replace your old fluorescent fixtures. This is more economical, without flickering & a longer lifespan. The fixtures are also waterproof and dustproof. It features high light output thanks to high-power LED, offer quick & simple installation & significantly reduces relamp maintenance costs. It is suitable for indoor and outdoor applications such as: Commercial lighting: Supermarket/Shops/Exhibition hall/Parking place/gas station. Public lighting: library/School/Tunnel/Metro/Bus/Train/Bus station, railway/station, airport. Industrial lighting: Factory/Warehouse and Etc.

SPECIFICATIONS Product Features

Construction

- Polycarbonate housing
- Stainless steel latches
- Poured in place polyurethane gasket

Installation & Mounting

- Surface mount(wall, ceiling)
- Suspended mount(chain, cable)
- Pendant mount

Controls & Dimming

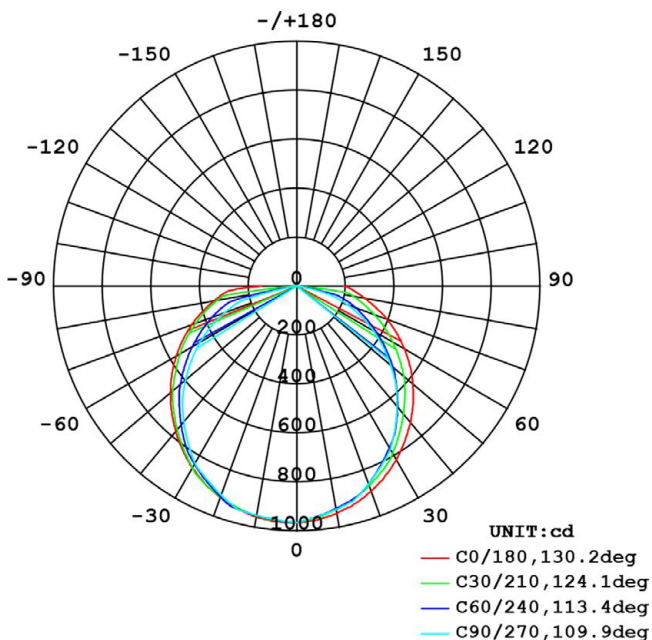
- 0-10 Volt Dimming
- 12 Volt AUX
- 90 Mins Emergency back up
- Daylight motion&dimming sensor
- Bluetooth Mesh

PERFORMANCE Summary

Input Voltage	100-277V
Input Frequency	50/60 Hz
Rated Wattage	30W, 40W, 50W (<i>Selectable</i>)
Efficacy	120lm/W
CRI	>80
Available CCT	3500K, 4000K, 5000K
Rated Life (L70)	50,000 hrs
IP Rating	IP65
PF	>0.95
Certifications	DLC, ETL, RoHS
Working Temp. (°F)	-22°F - 122°F
LED Light Source	SMD 3030



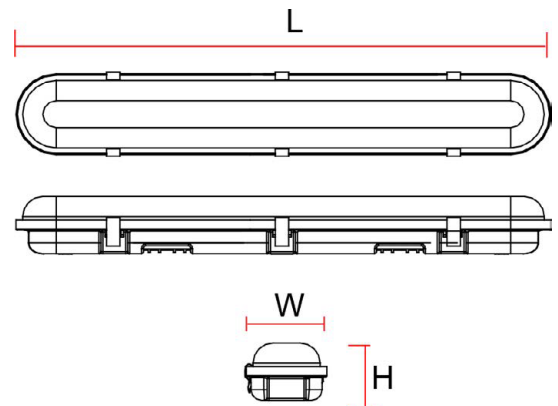
BEAM Angle



AVERAGE BEAM ANGLE (50%) : 119.4 DEG

DIMENSIONS

L	W	H
47.25"	5"	3.5"



PERFORMANCE Data

MODEL	WATTAGE	CCT	LUMEN	EFFICACY (lm/W)	VOLTAGE
NB-VP-30W	30watt	3500K, 4000K, 5000K	3600lm	120 lm/W	100-277vac
NB-VP-40W	40watt	3500K, 4000K, 5000K	4800lm	120 lm/W	100-277vac
NB-VP-50W	50watt	3500K, 4000K, 5000K	5750lm	120 lm/W	100-277vac

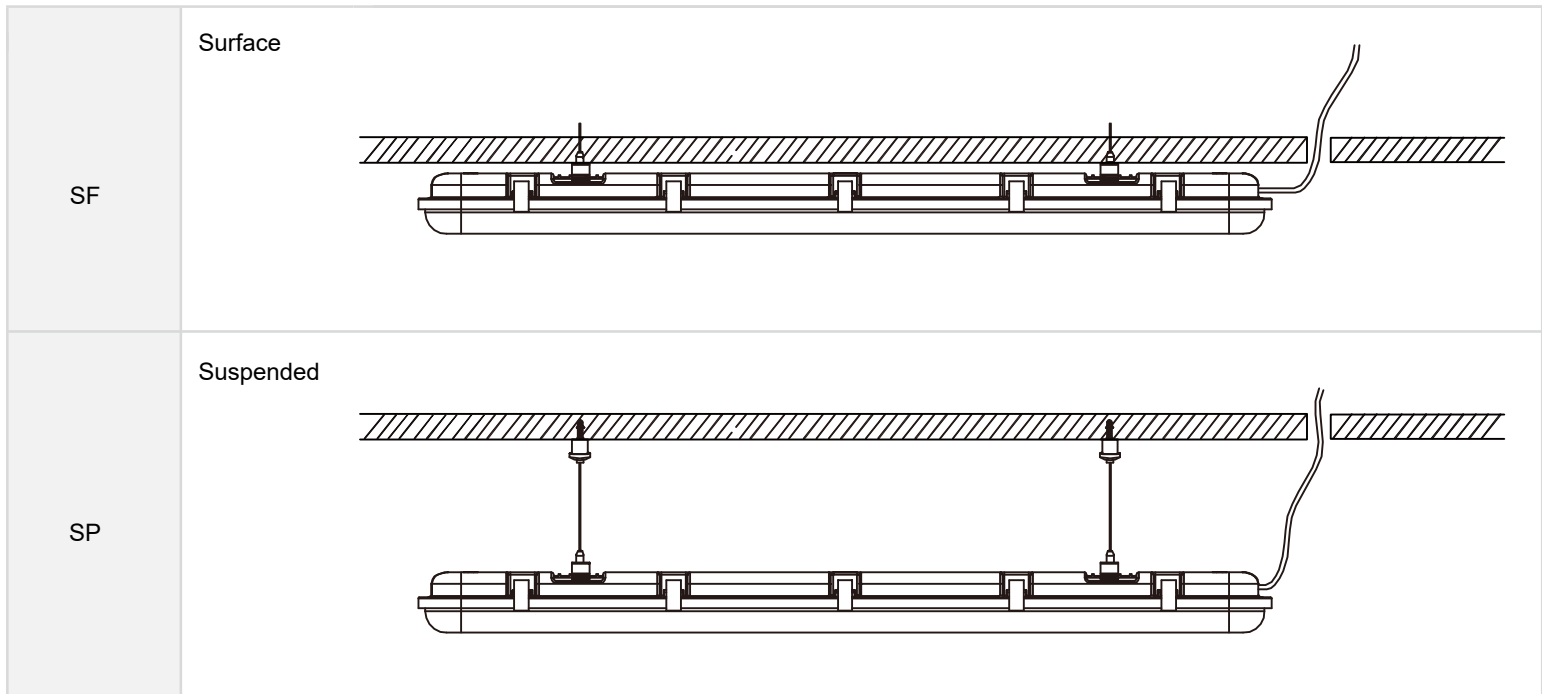
* Lumen output base on 5000K

ORDER Data

Sample: **NB-VP-50W**

SERIES	WATTAGE	CCT	VOLTAGE	OPTICS	FINISH*
NB-VP	30W/40W/50W	35 = 3500K 40 = 4000K 50 = 5000K	V = 100-277V		BLANK = Grey

MOUNTING



SENSOR & EM Options

ANT-6	Daylight sensor
RC100	Programming Tool
EM	90 Mins Battery Back-up

KT-EMRG-LED-5C-500-SEN Constant Power Emergency LED Back-up Driver

Constant-Power Emergency LED Back-Up Driver | 5W Output | 120 –277V Input | CEC T20 Compliant

Driver Type	Constant Power Emergency LED Back-Up Driver	Safety Standards	UL 924, Complies with CEC Title 20 Efficiency Standards		
Max. Output Power	5W	Location	IP20 design for dry and damp locations		
Input Voltage	120-277 Vac \pm 10%	Number of Outputs	1	Warranty	5 Years

ELECTRICAL Specifications

Input voltage range	120~277Vac \pm 10%				
Frequency	50/60Hz				
Power factor	> 0.5 under 120~277Vac input				
Inrush current	7A @ 230V				
Max input current	50mA @120V, 35mA @240V, and 30mA @277V				
THD	< 170% under 120~277Vac input				
Output voltage	20 –60Vdc Class 2 compliant Remarks: the output power is valid for output voltage \leq 58Vdc; above that power will drop				
Output current	250mA @ 20Vdc, 86mA @ 58Vdc				
Output power	5W (constant)				
Turn-on Delay Time	< 1s				
Overshoot	< 10%				
Ripple & Noise (pk–pk)	< 10%				
Withstand voltage	Input to output, 2800Vdc, 2mA				
Leakage current	Maximum 0.5mA at 277Vac, 60Hz input				
Protection	Over-voltage protection: Hiccup mode. Protection will trigger when load voltage exceeds specified output voltage and will auto recover after the fault mode is removed. Over-current protection: Hiccup mode. Protection will trigger when load current exceeds specified output current and will auto recover after the fault mode is removed. Short-circuit protection: Hiccup mode. Protection will trigger when short circuit and will auto recover after the fault mode is removed.				
Emergency Operation	90 minutes				
Battery	High-temperature, maintenance-free, LiFePO4 battery, 9.6Vdc, 3 cell				
Recharge Time	24 hours				
Battery Charging Current	307mA				

ENVIRONMENTAL Specifications

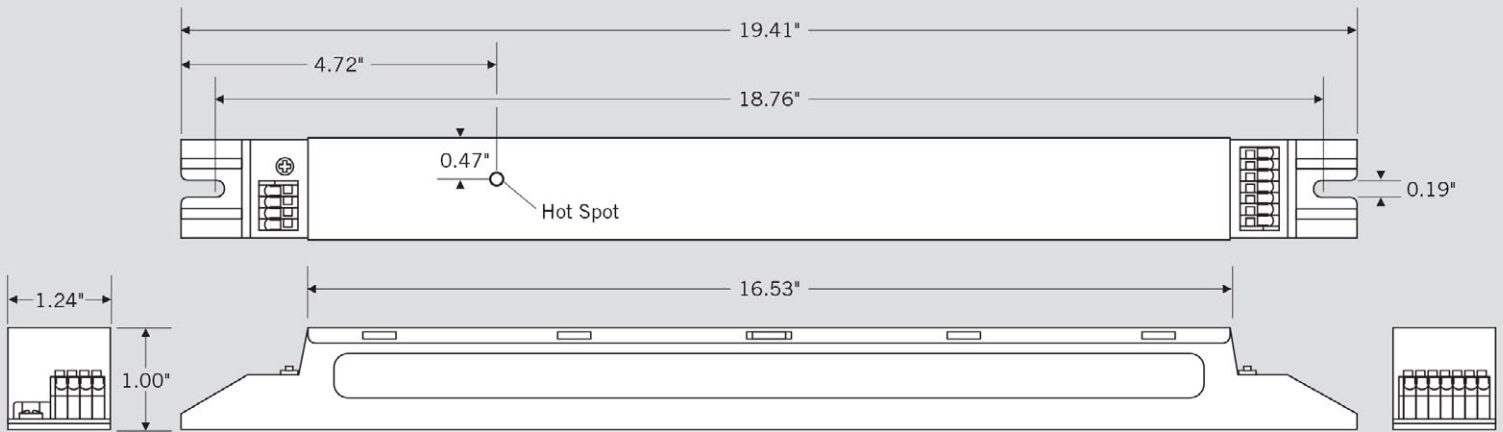
Operating temperature	0°C/32°F to 55°C/131°F	Life rating	97,500 hours at 120Vac input, 100% load and 55°C/131°F case temp
Storage temperature	-20°C/- 4°F to 55°C/131°F	Maximum ambient temperature	55°C/131°F
MTBF	284,000 hours at 40°C/104°F ambient (~55°C/131°F case temp)	Humidity	5% to 95%

SAFETY and EMC Compliance

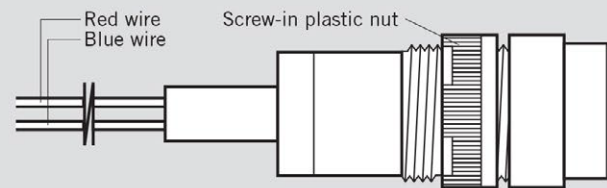
UL/cUL	UL 924, Complies with CEC Title 20 Efficiency Standards		
FCC, 47CFR Part 15	ANSI C63.4:2009 Class B (consumer limit)		
EN61000-3-2	Harmonic current emissions Class C		

PHYSICAL Specifications

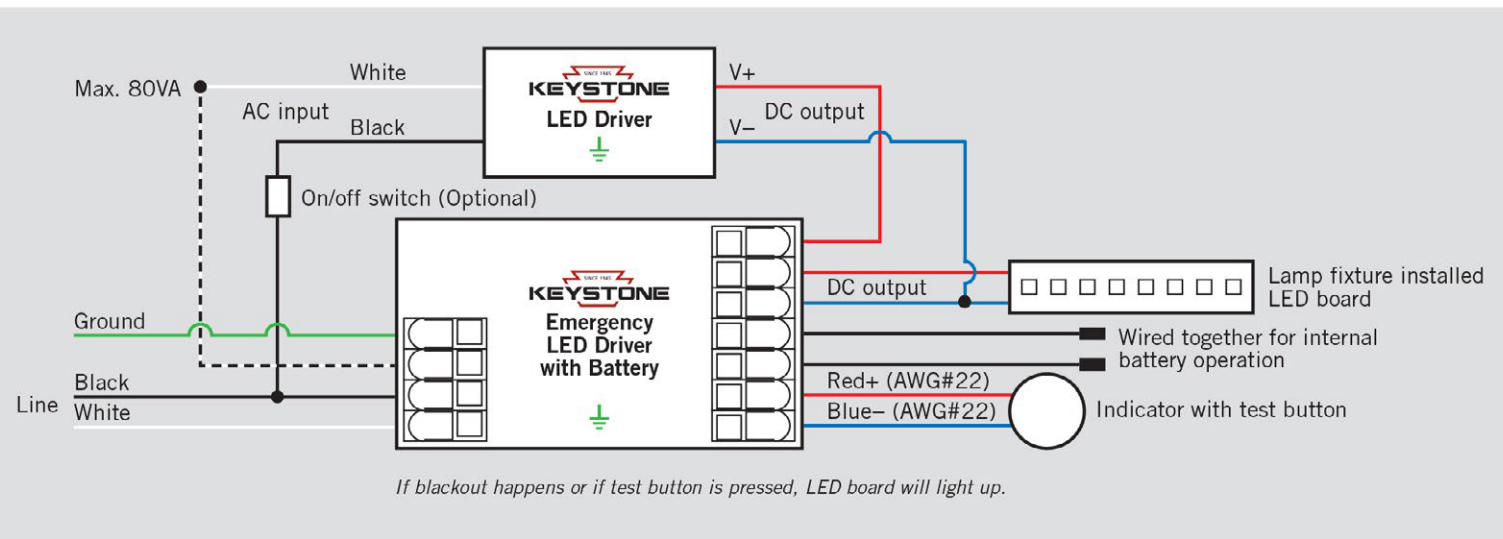
LED EMERGENCY BACK-UP DRIVER



TEST SWITCH (2-WIRE) Suitable for 0.5" hole diameter or existing knockout on fixture



WIRING Diagram



ORDERING Information

ORDER CODE	DESCRIPTION	PACK QUANTITY	ITEM STATUS
KT-EMRG-LED-5C-500-SEN	LED Emergency Back-Up Driver, CEC Compliant	1	Active

CATALOG Number Breakdown

KT	-	EMRG	-	LED	-	12	-	1200	-	EN	-	/DF	-	IP
1		2		3		4		5		6		7		8

1 Keystone Technologies
2 Emergency Back-up

3 LED Driver
4 Nominal Wattage

5 CEC Compliant
6 Nominal Lumen Output

7 Slim Case
8 1-Piece Enclosure

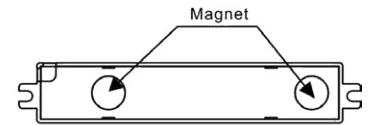
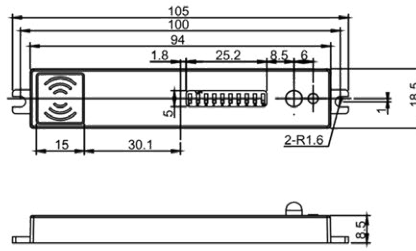
BI-LEVEL Daylight Harvest Microwave Sensor - ANT-7 Instruction



ANT-7




RC-100
(OPTIONAL)




DAYLIGHT Harvesting Function (only by using RC100 remote control)



Open the daylight harvesting function only by choosing "☞" button when remote control is in setting condition. Memory and maintain current ambient brightness.




When the natural light is sufficient or dark, movement is detected and the light will turn on 100% brightness.



The light turns on at full or dims to maintain the lux level. The light output regulates according to the level of natural light available.



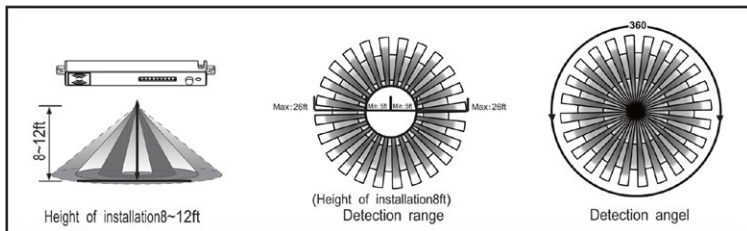
The light dims to stand-by period after hold-time and stays on selected minimum dimming level.



The light switches off completely after the stand-by period.

Setting on this demonstration:
 BRIGHTNESS:100%
 SENSITIVITY:100%
 HOLD TIME:30MIN
 DAYLIGHT SENSOR: ☞
 STAND BY DIM: 30%
 STAND BY TIME: 1MIN

SENSOR Coverage



NOTE: The high-frequency output of this sensor is $<0.2\text{mW}$ - that is just one 5000th of the transmission power of a mobile phone or the output of a microwave oven.

⚠ WARNING

NOTE: Warm up time is 15 seconds. After the sensor connects input power first time, the light will stay on 15 seconds, then start dimming.

NOTE: Factory Default Setting: 100% sensitivity, Hold on time: 10 seconds, Daylight sensor is 30lux, Dimming level: 30% Dimming time: 60 minutes

NOTE: Any setting changed by DIP Switch or remote control, the LED light that sensor connect will on/off as confirm.

SPECIFICATIONS

Power Supply	12-24V DC, $>50\text{mA}$
HF System	5.8GHz \pm 75MHz
Dim Control Output	0-10V, max. 25mA sinking current
Detection Radius/Angle	Max 17ft. (5.2m)/360°
Mounting Height	Max 13ft. (4m)
Remote Range	50ft. (15m) indoor, no backlight
Humidity	Max. 95% RH
Temperature	-40°F - 158°F (-40°C - 70°C)

UTILIZING Field and Introduction

ANT-7 is a moving object sensor that can detect range of 360° and its working frequency is 5.8GHz. The advantage of this product is stable working state (stable working temperature: -40°C—+70°C), ANT-7 adopts a microwave sensor (high-frequency output $<0.2\text{mW}$) so that it is safe and performs better than infrared sensor.